



INTEGRABLE LASER MARKER

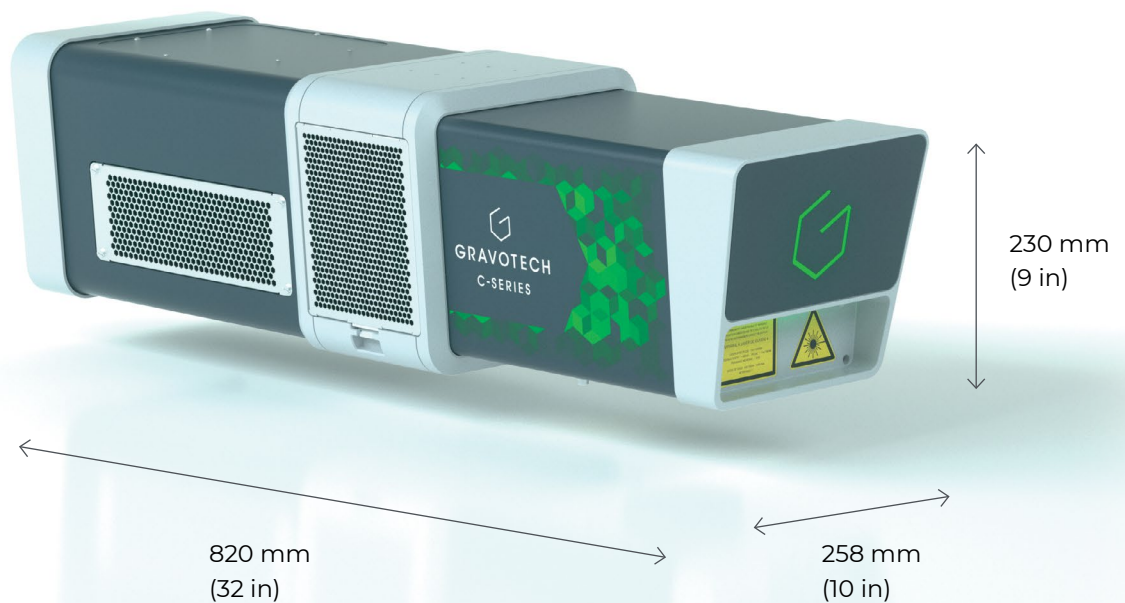
**CO2 LASER**



**GRAVOTECH**  
EXPRESSION OF THINGS



The CO2 laser marker is perfectly suited for marking organic materials. Unlike conventional marking systems like inkjet or label, the laser operates without contact and does not require maintenance or consumables.



### **FROM THE NATURAL TO THE TRANSPARENT**

Our powerful and versatile CO2 laser engravers use a 10600 nm wavelength in the infrared range, which provides a precise and permanent marking on a wide range of materials such as natural materials (wood, leather, paper, fruits & vegetables), transparent material (glass, transparent plastics) and coated materials (painted surfaces, anodized aluminum).

### **ECO-FRIENDLY SOLUTION**

Direct marking with CO2 laser engraver is a real alternative to stamping, inkjet, or labeling in several fields. Our solution is environmentally friendly as no ink is used and no waste is generated.

The CO2 laser works without consumables, unlike the other alternatives, so there is no need to replace ink or stop the machine for maintenance.

### **VISION MANAGER - ONE SOLUTION FOR MARKING & READING**

With the efficient Vision Manager, identification of your parts is ensured. High-efficiency reading camera, easy to install, grade analysis and sending status information to the PLC are some of the features the module offers. Associated with an extremely high coding speed (up to 10,000 mm/s), the CO2 series is designed to be integrated into high productivity lines.

SEE OUR VIDEO



## KEY FEATURES



### Total transparency

As a non-contact marking system, our CO2 laser technology can safely engrave even on the thinnest glass and transparent plastic (PC & PET) without the risk of damaging the product.

The glass is only marked on its surface and for transparent / translucent PET plastics, a perfectly readable white marking on the surface is achieved.



### The wood marking specialist

Operating without consumables, CO2 laser engraver directly marks the wood at the end of production, without altering of the quality of the material.

Laser marking of wood does not generate chips, but only smoke, gases, and dust which can be safely evacuated by an extraction system.

There are many marking possibilities on wood which can be obtained by adjusting the speed or the power of the CO2 laser. The marking color can vary from dark brown, different shades of brown or even white.



### Embedded on the Laser

This CO2 laser marker can work independently in a production line and generate all data necessary to your identification without a computer.


It can serialize your parts instantaneously, generate unique ID with complex marking content (timestamps with multiple formats, variables, counters, shift codes) and update the text and 1D/2D codes predefined in your templates.

This powerful embedded electronic can communicate and centralize information coming from your PLCs and database in real-time, saving you time while increasing your productivity.

LEARN MORE ABOUT THIS PRODUCT



# APPLICATIONS



Coated metals




Non-contrasted marking on plastics



Marking on labels



Fruits & vegetables marking



Marking on wood



Glass & transparent plastics

# MATERIAL CHARACTERISTICS

Technology		CO2
Materials	Colored plastic	○
	Food	●
	Glass, crystal, transparent plastics	●
	Leather	○●
	Wood, varnished wood	○●
	Foam	◄●
	Anodized aluminum	●
	Coated metals	●

Cutting = ◄●    Engraving / Deep Marking = ○    Marking / Etching = ●

MAKE YOUR SAMPLES





# SOFTWARE

## LASERTRACE



### Production line management

The Lasertrace production mode will connect and interact with your IT infrastructure, for semi-automated production. Access your database and your ERP, directly send marking files to your machines without needing a PC, manage duplicates and automatically create historic log files. Complete your traceability system with code readers to verify the marking quality.

### Autonomous mode

Lasertrace is our marking software that offers unit traceability for benchtop part identification. Connect your machine to the software via PC and create on-demand markings automatically part by part. Ideal for small workshops and all types of industries. Manage on a single screen interface serial numbering, codification, auto counters (dates, shifts, etc), logos, codes.

### Create and compose complying markings

Easily create marking jobs on the visual software interface. Insert texts and figures, Manage various codes such as Datamatrix, QR code, 1D and 2D barcodes, import files and logos in EPS, PDF, DXF, DWG, BMP, JPEG, PNG. Over 15 high legibility OCR fonts are integrated, optimized to reduce cycle time. Preview your composition before marking.

# SERVICE & SUPPORT



## Training

Our training modules are designed to optimize your use of our solutions and are available for our full range of machines, software and accessories.



## Technical support

We bring you local support in your language in more than 50 countries, where we have established presence directly and with our distribution partners.



## Maintenance

Thanks to experience gathered with Gravograph and Technifor and our global presence in more than 50 countries with 150 Gravotech technicians and our distributor partners, we can offer you a wide range of services.

# TECHNICAL DATA

## CO2 SERIES

<b>Model</b>	C 30
<b>Laser technology</b>	CO2
<b>Power</b>	30 W
<b>Frequency</b>	CW laser (Continuous Wave)
<b>Scan speed</b>	Up to 10000 mm/s (393.7 in/s)
<b>Marking area - Available lenses</b>	F100: 70 x 70 mm (2.75 x 2.75 in) F150: 100 x 100 mm (3.94 x 3.94 in) F200: 140 x 140 mm (5.51 x 5.51 in) F300: 210 x 210 mm (8.27 x 8.27 in)
<b>Communication Interfaces (standard)</b>	Ethernet TCP/IP; Terminal block 8I / 8O; Laser Safety Dedicated I/O; RS232; USB
<b>Fieldbus</b>	PROFINET or ETHERNET IP
<b>Display</b>	Integrated screen with control panel for: REAL-TIME SUPERVISION, EASY DIAGNOSIS, SOFTWARE UPDATES, MEMORY BACK-UP...
<b>Marking Specifications</b>	+60 Gravotech fonts, Possible to convert User & TTF fonts, All formats of barcode and 2D codes, Logos
<b>Operating temperature</b>	10 to 40°C (50 to 104 F)
<b>Rated voltage</b>	100 - 240 V AC
<b>Marking head weight</b>	24 kg (52.9 lbs)
<b>Marking head cable length</b>	All-in-One laser
<b>Marking head installation direction</b>	All positions
<b>Laser Safety Classification</b>	Class 4



**GRAVOTECH**  
EXPRESSION OF THINGS

[info@melcomus.co.za](mailto:info@melcomus.co.za)

+27 11 873 1941

+27 21 552 3646

[www.melcomus.co.za](http://www.melcomus.co.za)

**MELCO U SASAZO**

Unit 5 Monte Place, 15 Monte Carlo Drive,  
Raceway Industrial Park, Germiston, Gauteng

Unit H10 Centurion Business Park, Democracy  
Way, Milnerton, Cape Town

**Follow us:**

